


Atlantic international Cam and Groove Couplings

METAL SELECTION: CB=Cast Brass AL= Aluminum SS= 316 Stainless Steel



Size	CB	AL	SS
1/2"	A5ACB	NA	NA
3/4"	A7ACB	A7AAL	A7ASS
1"	A10ACB	A10AAL	A10ASS
1-1/4"	A12ACB	A12AAL	A12ASS
1-1/2"	A15ACB	A15AAL	A15ASS
2"	A20ACB	A20AAL	A20ASS
2-1/2"	A25ACB	A25AAL	A25ASS
3"	A30ACB	A30AAL	A30ASS
4"	A40ACB	A40AAL	A40ASS
5"	A50ACB	A50AAL	A50ASS
6"	A60ACB	A60AAL	A60ASS




Size	CB	AL	SS
1/2"	A5ECB	NA	NA
3/4"	A7ECB	A7EAL	A7ESS
1"	A10ECB	A10EAL	A10ESS
1-1/4"	A12ECB	A12EAL	A12ESS
1-1/2"	A15ECB	A15EAL	A15ESS
2"	A20ECB	A20EAL	A20ESS
2-1/2"	A25ECB	A25EAL	A25ESS
3"	A30ECB	A30EAL	A30ESS
4"	A40ECB	A40EAL	A40ESS
5"	A50ECB	A50EAL	A50ESS
6"	A60ECB	A60EAL	A60ESS




Size	CB	AL	SS
1/2"	A5BCB	NA	NA
3/4"	A7BCB	A7BAL	A7BSS
1"	A10BCB	A10BAL	A10BSS
1-1/4"	A12BCB	A12BAL	A12BSS
1-1/2"	A15BCB	A15BAL	A15BSS
2"	A20BCB	A20BAL	A20BSS
2-1/2"	A25BCB	A25BAL	A25BSS
3"	A30BCB	A30BAL	A30BSS
4"	A40BCB	A40BAL	A40BSS
5"	A50BCB	A50BAL	A50BSS
6"	A60BCB	A60BAL	A60BSS




Size	CB	AL	SS
1/2"	A5FCB	NA	NA
3/4"	A7FCB	A7FAL	A7FSS
1"	A10FCB	A10FAL	A10FSS
1-1/4"	A12FCB	A12FAL	A12FSS
1-1/2"	A15FCB	A15FAL	A15FSS
2"	A20FCB	A20FAL	A20FSS
2-1/2"	A25FCB	A25FAL	A25FSS
3"	A30FCB	A30FAL	A30FSS
4"	A40FCB	A40FAL	A40FSS
5"	A50FCB	A50FAL	A50FSS
6"	A60FCB	A60FAL	A60FSS



Size	CB	AL	SS
1/2"	A5CCB	NA	NA
3/4"	A7CCB	A7CAL	A7CSS
1"	A10CCB	A10CAL	A10CSS
1-1/4"	A12CCB	A12CAL	A12CSS
1-1/2"	A15CCB	A15CAL	A15CSS
2"	A20CCB	A20CAL	A20CSS
2-1/2"	A25CCB	A25CAL	A25CSS
3"	A30CCB	A30CAL	A30CSS
4"	A40CCB	A40CAL	A40CSS
5"	A50CCB	A50CAL	A50CSS
6"	A60CCB	A60CAL	A60CSS



Size	CB	AL	SS
1/2"	A5DPCB	NA	NA
3/4"	A7DPCB	A7DPAL	A7DPSS
1"	A10DPCB	A10DPAL	A10DPSS
1-1/4"	A12DPCB	A12DPAL	A12DPSS
1-1/2"	A15DPCB	A15DPAL	A15DPSS
2"	A20DPCB	A20DPAL	A20DPSS
2-1/2"	A25DPCB	A25DPAL	A25DPSS
3"	A30DPCB	A30DPAL	A30DPSS
4"	A40DPCB	A40DPAL	A40DPSS
5"	A50DPCB	A50DPAL	A50DPSS
6"	A60DPCB	A60DPAL	A60DPSS



Size	CB	AL	SS
1/2"	A5DCB	NA	NA
3/4"	A7DCB	A7DAL	A7DSS
1"	A10DCB	A10DAL	A10DSS
1-1/4"	A12DCB	A12DAL	A12DSS
1-1/2"	A15DCB	A15DAL	A15DSS
2"	A20DCB	A20DAL	A20DSS
2-1/2"	A25DCB	A25DAL	A25DSS
3"	A30DCB	A30DAL	A30DSS
4"	A40DCB	A40DAL	A40DSS
5"	A50DCB	A50DAL	A50DSS
6"	A60DCB	A60DAL	A60DSS



Size	CB	AL	SS
1/2"	A5DCCB	NA	NA
3/4"	A7DCCB	A7DCAL	A7DCSS
1"	A10DCCB	A10DCAL	A10DCSS
1-1/4"	A12DCCB	A12DCAL	A12DCSS
1-1/2"	A15DCCB	A15DCAL	A15DCSS
2"	A20DCCB	A20DCAL	A20DCSS
2-1/2"	A25DCCB	A25DCAL	A25DCSS
3"	A30DCCB	A30DCAL	A30DCSS
4"	A40DCCB	A40DCAL	A40DCSS
5"	A50DCCB	A50DCAL	A50DCSS
6"	A60DCCB	A60DCAL	A60DCSS

Units may be locked. Safety clips can be inserted to lock handles to avoid disconnect during use. (Included)

**1/2" couplers have one handle



Cam & Groove Coupling Accessories






REPLACEMENT HANDLE PARTS

Recommended operating conditions for Cam & Groove Couplings

Size	Max Working Press. (psi)		
	AL	SS	CB
3/4	250	250	200
1	250	250	200
1 1/4	250	250	200
1 1/2	250	250	200
2	250	250	200
2 1/2	150	225	150
3	125	200	125
4	100	100	100
5	75	75	75
6	75	75	75

WARNING!

- If recommended working pressures are exceeded, burst or failure may occur.
- Under no circumstance should cam and groove couplings be used for compressed gases/air or steam service.
- Only use AiC's cam arms on AiC's products.
- Only use AiC's gaskets in AiC's products.
- Dust caps and plugs are not to be used in pressure applications.

PART Description	Size (In)	Brass Part No.	316 Stainless Steel Part No.																																									
Handle Assembly (Handle, Ring & Pin) 	1/2	5HRPBR	5HRPSS																																									
	3/4	7HRPBR	7HRPSS																																									
	1	10HRPBR	10HRPSS																																									
	1-1/4	12HRPBR	12HRPSS																																									
	1-1/2	15HRPBR	15HRPSS																																									
	2	20HRPBR	20HRPSS																																									
	2-1/2	25HRPBR	25HRPSS																																									
	3	30HRPBR	30HRPSS																																									
	4	40HRPBR	40HRPSS																																									
	5	50HRPBR	50HRPSS																																									
6	60HRPBR	60HRPSS																																										
Chain with "S" Hooks 	6" long	60CHBR	60CHSS																																									
	12" long with "s" hooks	120CHBR	120CHSS																																									
- All arms assemblies include one handle, one ring and one pin. - Stainless-steel handles are investment cast.	 Stainless Steel Pin	 Finger Ring	 Locking Clip																																									
				<table border="1"> <thead> <tr> <th>Size</th> <th>Part No.</th> <th>Part No.</th> <th>Part No.</th> </tr> </thead> <tbody> <tr> <td>3/4</td> <td>SSPN7</td> <td>SSWR7</td> <td>SSLC7</td> </tr> <tr> <td>1</td> <td>SSPN10</td> <td>SSWR10</td> <td>SSLC10</td> </tr> <tr> <td>1 1/4</td> <td>SSPN12</td> <td>SSWR12</td> <td>SSLC12</td> </tr> <tr> <td>1 1/2</td> <td>SSPN15</td> <td>SSWR15</td> <td>SSLC15</td> </tr> <tr> <td>2</td> <td>SSPN20</td> <td>SSWR20</td> <td>SSLC20</td> </tr> <tr> <td>2 1/2</td> <td>SSPN25</td> <td>SSWR25</td> <td>SSLC25</td> </tr> <tr> <td>3</td> <td>SSPN30</td> <td>SSWR30</td> <td>SSLC30</td> </tr> <tr> <td>4</td> <td>SSPN40</td> <td>SSWR40</td> <td>SSLC40</td> </tr> <tr> <td>5</td> <td>SSPN50</td> <td>SSWR50</td> <td>SSLC50</td> </tr> <tr> <td>6</td> <td>SSPN60</td> <td>SSWR60</td> <td>SSLC60</td> </tr> </tbody> </table>	Size	Part No.	Part No.	Part No.	3/4	SSPN7	SSWR7	SSLC7	1	SSPN10	SSWR10	SSLC10	1 1/4	SSPN12	SSWR12	SSLC12	1 1/2	SSPN15	SSWR15	SSLC15	2	SSPN20	SSWR20	SSLC20	2 1/2	SSPN25	SSWR25	SSLC25	3	SSPN30	SSWR30	SSLC30	4	SSPN40	SSWR40	SSLC40	5	SSPN50	SSWR50	SSLC50
Size	Part No.	Part No.	Part No.																																									
3/4	SSPN7	SSWR7	SSLC7																																									
1	SSPN10	SSWR10	SSLC10																																									
1 1/4	SSPN12	SSWR12	SSLC12																																									
1 1/2	SSPN15	SSWR15	SSLC15																																									
2	SSPN20	SSWR20	SSLC20																																									
2 1/2	SSPN25	SSWR25	SSLC25																																									
3	SSPN30	SSWR30	SSLC30																																									
4	SSPN40	SSWR40	SSLC40																																									
5	SSPN50	SSWR50	SSLC50																																									
6	SSPN60	SSWR60	SSLC60																																									

REPLACEMENT GASKETS



Buna-N Standard (NB)

Buna-N Extra Thick

Neoprene (CR)

Viton (FK)

Teflon (TF)

EPDM (EP)

Size	Part No.	Part No.	Part No.	Part No.	Part No.	Part No.
1/2	5GSKNB	5GSXNB	5GSKCR	5GSKFK	5GSKTF	5GSKEP
3/4	7GSKNB	7GSXNB	7GSKCR	7GSKFK	7GSKTF	7GSKEP
1	10GSKNB	10GSXNB	10GSKCR	10GSKFK	10GSKTF	10GSKEP
1-1/4	12GSKNB	12GSXNB	12GSKCR	12GSKFK	12GSKTF	12GSKEP
1-1/2	15GSKNB	15GSXNB	15GSKCR	15GSKFK	15GSKTF	15GSKEP
2	20GSKNB	20GSXNB	20GSKCR	20GSKFK	20GSKTF	20GSKEP
2-1/2	25GSKNB	25GSXNB	25GSKCR	25GSKFK	25GSKTF	25GSKEP
3	30GSKNB	30GSXNB	30GSKCR	30GSKFK	30GSKTF	30GSKEP
4	40GSKNB	40GSXNB	40GSKCR	40GSKFK	40GSKTF	40GSKEP
5	50GSKNB	50GSXNB	50GSKCR	50GSKFK	50GSKTF	50GSKEP
6	60GSKNB	60GSXNB	60GSKCR	60GSKFK	60GSKTF	60GSKEP

- AiC Coupling's gasket and working pressure is based on ambient temperature (70*) using AiCoupling's Buna-N gasket.